

# GLAVAL COMMUTE

## STYLE, VERSATILITY AND VALUE

Experience better fuel mileage than ever before with the all new Commute. Built on the Ford Transit chassis and available in both gas and diesel engines, this narrow-body powerhouse will fit into any fleet with ease. The Commute offers a sleek, narrow profile that can still fit up to five wheelchair positions. Check out the multiple floorplans and numerous upgrade options available to make your Commute

unique. The wide entry door and deep entry steps, along with a wide aisle and plenty of headroom, make the Commute the most spacious shuttle bus in its class. When looking for the economical choice without sacrificing options and comfort, the Commute delivers every time. Let Glaval introduce you to the stylish and affordable, narrow-body Commute.



 **Glaval Bus**  
A Division Of Forest River, Inc.

# GLAVAL COMMUTE

## Standard Exterior Feature Highlights

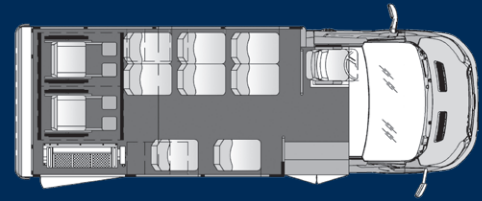
- Fully welded corrosion-preventative coated aluminized steel cage construction with laminated sidewall structure meeting all applicable FMVSS requirements
- "Starview" drivers visibility window in front of entry door
- Electric actuated passenger entry door with full length glass
- 36" wide x 36" high upper double T-Slider tempered safety glass windows with climate control tint
- Black powder coated steel rear bumper
- Rear mud flaps
- Molded wheel flares with no exposed fasteners
- Pre-painted white galvanized steel sidewalls and skirts
- Fiberglass front and rear caps
- One-piece seamless FRP (fiberglass reinforced plastic) roof
- Breakaway rearview mirrors with built-in convex
- Sealed LED stop, tail, and turn signal lights with reverse lights
- Exterior LED front and rear marker lights

## Standard Interior Feature Highlights

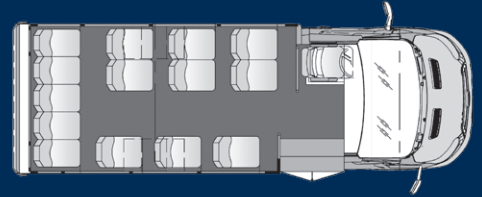
- 81" interior width
- 76" interior floor to ceiling height with standard floor
- Floor and wall seat track for flexible seating
- Black slip resistant Gerflor floor covering
- 5/8" marine tech plywood flooring
- Coved flooring to bottom of seat track
- Gray padded vinyl or cloth interior
- White step nosing at passenger door
- 1.25" left hand vertical passenger assist rail at entry door
- LED entry door step well lights
- LED driver and passenger area lighting
- FlexTech Electrical System
- Backup camera system with 7" monitor/rearview mirror combo
- Non-retractable seat belts

## Popular Option Highlights

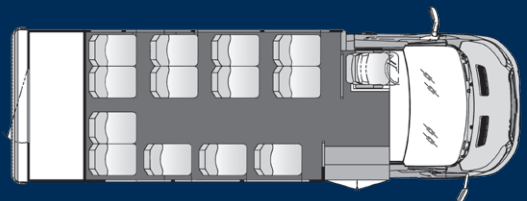
- Stainless steel wheel inserts
- Luggage storage areas (overhead luggage racks with reading lights, interior luggage racks, rear storage area)
- Rear emergency door with window(s)
- Passenger area rear heat and air conditioning
- Passenger grab rails
- Audio and video systems
- Mid back or high back seating
- ADA and FMVSS compliant wheel chair lifts and securement systems
- Fiberglass side walls and skirts



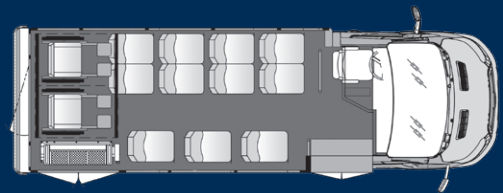
8 Passenger 2 Wheelchair Plus Driver



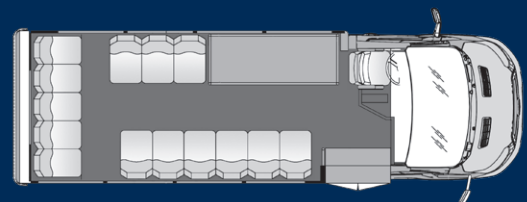
14 Passenger Plus Driver



13 Passenger Plus Rear Luggage Plus Driver



11 Passenger 2 Wheelchair Plus Driver



14 Passenger Plus Interior Luggage Plus Driver



A Division Of Forest River, Inc.

© 2019 Glaval Bus, a Division of Forest River, Inc.  
a Berkshire Hathaway Company. All Rights Reserved.  
2367 Century Drive • Goshen, IN 46528 • Lit. No. GLB -03/050719  
1.800.348.7440 • www.glavalbus.com

DEALER INFO